

LIVE HEALTHILY

– KEEP MOISTURE AT BAY

4 good suggestions for maintaining a healthy home

1: Air out – ventilate for at least 2 x 10 minutes each day.




2: Whenever possible do not dry clothing indoors.



3: Moisture must be removed. Use the exhaust fan when preparing meals, and dry out walls and floors after your bath.



4: Keep a lookout for signs of moisture, mildew or mould – e.g. brown stains on walls and near windows.



Contact:

Tel:

Sprog: Engelsk


MOULD MUST BE REMOVED

5 steps for removing mould from your residence


- 1: Check your residence thoroughly to find the reasons for mould. Do the exhaust and range hood work properly? Are there cracks in window seals or water damage to the building? Do you remember to air out and keep moisture at bay?



- 2: Remove the cause!



- 3: In smaller areas: Clean the mouldy area with a disinfectant cleaner (e.g. Chlorine or Rodalon). Leave the disinfectant for 20 minutes, before washing it away.



- 4: Check to see whether mould builds up again.



- 5: Contact the maintenance staff in your building, if you cannot solve the problem yourself. You can get help and advice here.



Read more about moulds at www.skimmel.dk