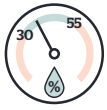


HOW TO AVOID MOULD

10 TOP TIPS



1. KEEP YOUR HOME DRY

Make sure you keep your home dry. By doing so you'll avoid most cases of mould.



2. AIR OUT YOUR HOME

Remember to air out your home two to three times daily for 5-10 minutes. Take extra care to air the bathroom and kitchen.



3. USE THE COOKER HOOD

Always use the cooker hood when you cook and check that the extraction and vent work as they should.



4. DRY YOUR CLOTHES OUTSIDE

Hang your clothes to dry outside. Alternatively, use a tumble dryer with condensation removal or extraction to the outside.



5. WIPE UP

Always wipe walls and floors using a scraper or towel after a bath or shower.



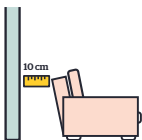
6. CHECK EXTRACTION AND VENTS

Physically check that the air valves in the windowsills and walls are open and make sure that the extraction channels and vents are in working order.



7. CLEAN

Clean your home regularly. Mould grows in dust when conditions are too damp.



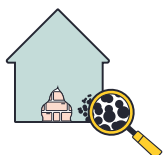
8. WATCH OUT FOR COLD EXTERIOR WALLS

Avoid placing furniture directly up against exterior walls. A 10-cm distance ensures air circulation and avoids condensation.



9. KEEP A REGULAR INDOOR TEMPERATURE

Keep the temperature the same in all the rooms in your home. The temperature should not be lower than 18 degrees.



10. LOOK OUT FOR WATER DAMAGE

Make sure you contact the property office or your landlord if you notice water damage, so that it can be repaired as quickly as possible. If you have any questions, you can read more here or contact us on www.skimmel.dk.